

System-Level Design for Communication-Centric Task Farm Applications

Daniela Genius, Ludovic Apvrille

► **To cite this version:**

Daniela Genius, Ludovic Apvrille. System-Level Design for Communication-Centric Task Farm Applications. 12th International Symposium on Reconfigurable Communication-centric Systems-on-Chip, Jul 2017, Madrid, Spain. 12th International Symposium on Reconfigurable Communication-centric Systems-on-Chip, 2017. <hal-01568437>

HAL Id: hal-01568437

<http://hal.upmc.fr/hal-01568437>

Submitted on 25 Jul 2017

HAL is a multi-disciplinary open access archive for the deposit and dissemination of scientific research documents, whether they are published or not. The documents may come from teaching and research institutions in France or abroad, or from public or private research centers.

L'archive ouverte pluridisciplinaire **HAL**, est destinée au dépôt et à la diffusion de documents scientifiques de niveau recherche, publiés ou non, émanant des établissements d'enseignement et de recherche français ou étrangers, des laboratoires publics ou privés.

System-Level Design for Communication-Centric Task Farm Applications

Daniela Genius

Sorbonne Universités, UPMC Paris 06, LIP6, CNRS UMR 7606, daniela.genius@lip6.fr

Ludovic Apvrille

LTCI, CNRS, Telecom ParisTech, Université Paris-Saclay, IMT, ludovic.apvrille@telecom-paristech.fr

Abstract—Massively parallel applications such as telecommunication and video streaming have the particularity that a large proportion of the time is spent on accessing communication channels between the tasks, due to contention on the on-chip interconnect. Moreover, the analysis of a given task deployment is often fastidious. Thus, we propose to extend an existing easy-to-use System-level Design methodology to task farm applications. The contribution first concerns adding relevant SysML modeling elements to take into account application code, hardware platforms and deployment constraints. Secondly, new modeling elements – including access techniques to communication channels – must be given a semantics in order to transform models into a well-defined SystemC virtual prototyping MPSoC platform. A telecommunication application serves as an example.

I. INTRODUCTION

It has become a common practice to model critical software components with model-driven approaches, one reason being to facilitate their execution analysis with simulation techniques. *Multiprocessor-on-chip system* (MPSoC) architectures feature complex, sometimes hierarchical, interconnect-on-chip architectures, allowing to execute communication-centric applications such as telecommunication and video streaming. Yet, usual UML/SysML-based model-driven approaches do not natively support such task-farm applications, both in terms of structure and behavior description. Nor do they offer efficient and easy ways to analyze critical aspects of MPSoC supporting such as contention in the communication infrastructure.

In a previous contribution targetting the generation of virtual prototypes for this particular class of applications [13], design and mapping were purely text-based, thus limiting its usage mostly to academic research, and not to engineers more willing to use graphical frameworks. Hardware components had to be either described by hand, which is error-prone, or generated from a *Python* specification, and thus be practically unreadable and hard to debug or refactor.

This paper proposes an integrated method and a tool to model critical task-farm software components and to evaluate their deployment on massively parallel candidate MPSoCs. Models are performed with a UML/SysML editor. Model transformations techniques are used to convert the application and the hardware architecture into a SystemC-based virtual prototyping platform. The latter can easily be executed, and performance metrics can be obtained with scripts. Last but not least, tasks and channel models have been given a formal semantics in timed automata, thus allowing to use formal verification on the application before it is deployed. [5].

The paper is organized as follows. Section II presents the related work. Section III gives an overview of our previous contributions to virtual prototyping, while Section IV explains how we use the semantics of AVATAR channels to express the task farm property. Section V illustrates our approach by means of a case study. Section VI concludes the paper.

II. RELATED WORK

During the software development process, software components are generally tested/executed on a local host, and only later integrated once the target is available. Software-hardware integration is postponed to the availability of the hardware target. Thus, the inadequacy of software/hardware interactions that cannot be found with local code execution may induce late and costly software revising.

A more adequate approach is to frequently validate the different refinements of software components in a as-realistic-as-possible hardware environment. FPGAs can be used for this purpose [15], but the hardware environment is still required to be developed in a detailed way and then flashed onto a sometimes costly FPGA.

A promising solution is the use of virtual prototyping platforms. Their obvious drawback is that software execution is commonly less realistic, and takes much longer with regards to FPGAs or real targets. But they offer more flexibility, and they are probably more convenient for software engineers with little knowledge about hardware platforms. Many fully software-based prototyping environments have been proposed. Some of them are restricted to high-level analysis and offer only functional simulation, while others offer extended profiling capabilities. PtolemyII [8] proposes a modeling environment for the integration of diverse execution models, in particular hardware and software components. If design space exploration can be performed, its first intent is the simulation of the modeled systems.

In Polis [17], applications are described as a network of state machines. Each element of the network can be mapped on a hardware or a software node. This approach is more oriented towards application modeling, even if hardware components are closely associated to the mapping process. Metropolis [2] is an extension of Polis. It targets heterogeneous systems and offers various execution models. Architectural and application constraints are closely interwoven. Sesame [9] proposes modeling and simulation of features at several abstraction levels. Preexisting virtual components are combined to form a complex hardware architecture. In contrast to

Metropolis, application and architecture are clearly separated in the modeling process. Models' semantics vary according to the levels of abstraction, ranging from Kahn process networks (KPN [16]) to data flow for model refinement, and to discrete events for simulation purpose. Currently, Sesame is limited to the allocation of processing resources to application processes. It neither models memory mapping nor the choice of the communication architecture. The ARTEMIS [19] project originates from heterogeneous platforms in the context of research on multimedia applications in particular; it is strongly based on the Y-chart approach. Application and architecture are clearly separated: the application produces an event trace at simulation time, read in by the architecture model. However, behavior depending on timers and interrupts cannot be taken into account.

MARTE [21] shares many commonalities with our approach, in terms of the capacity to separately model communications from the pair application-architecture. However, it intrinsically lacks separation between control aspects and message exchanges. Other works based on UML/MARTE, such as Gaspard2 [11], are dedicated to both hardware and software synthesis, relying on a refinement process based on user interaction to progressively lower the level of abstraction of input models. Still, such a refinement does not completely separate the application (software synthesis) or architecture (hardware synthesis) models from communication.

Di Natale et al. [7] propose the generation of communication managers for software low layers. Yet, they do not handle the specificity of task-farm applications nor they offer formal verification.

AVATAR [18] is a SysML-based environment for modeling the software components of complex embedded systems. It proposes operators describe temporal constraints; formal simulations and verification can be performed from the models. Generated code can be used with a SystemC based simulation engine to perform a cycle-accurate simulation [14]. However, it does not offer support for communication-centric task-farm type applications. Typical applications include automotive, avionics, but also smaller embedded applications. They have

in common that they are control-oriented, but they do not handle communication-bound, and high throughput, systems.

MDGen from Sodiuss [20] starts from Rhapsody, which can automatically generate software, but not hardware descriptions from SysML. SysML in Rhapsody is untimed and sequential. Timing and hardware specific artifacts such as clock/reset lines are generated automatically.

Batori [3] proposes a design methodology for telecommunication applications. From use cases, the method proposes several formalisms to capture the application structure ("interaction model") and behavior (Finite State Machine) and for its deployment from which executable code can be generated. The platform seems limited to specific components and no design exploration seems possible; code generation targets a real platform, and not a prototyping environment.

In summary, most of these environments do not handle explicitly task-farm applications. On the contrary, the contribution presented in this paper explicitly addresses these applications both in terms of modeling, simulation and formal verification aspects.

III. VIRTUAL PROTOTYPING

SoCLib [1] is a public domain library of component models written in SystemC targeting shared-memory MPSoC architectures based on the *Virtual Component Interconnect* (VCI) protocol [22], which clearly separates the components' functionality from communication. Hardware components are either initiators (typically a CPU with its caches), targets (typically RAM), or sometimes both (DMA, configurable hardware accelerators and I/O coprocessors).

A tool chain for generating code to be executed in MPSoCs has been defined and implemented [12]. Its objective is to transform SysML application diagrams, hardware architecture diagrams and mapping diagrams into a SoCLib representation. So-called *deployment diagrams* are used to capture allocations of software components onto a MPSoC platform. From the diagrams, a *code generator* translates each SysML software block into a POSIX

thread, and a *ldscript generator* generates the linker script taking into account the mapping specified in the deployment diagram. Finally, The *top cell generator* generates a SystemC top cell for cycle-accurate bit-accurate simulation.

However, this contribution was lacking a formal semantics. This paper thus proposes to provide a complete semantics for these applications, in the scope of the prototyping and the design space exploration of these applications.

IV. EXTENDING THE SEMANTICS OF COMMUNICATION CHANNELS

This section explains how we propose to extend models/diagrams and code generation capabilities to support task-farm applications. In the field of embedded systems, communications are typically one-to one, more rarely one-to-many e.g. *broadcast* communication. Task farm applications are typically multimedia streaming and high-performance packet processing e.g. in routers, see Figure 1. Contrary to general embedded applications, the communication in task-farm application generally rely on *multi-writer multi-reader* communication channels where any number of reader or writer tasks can access these channels. Said differently, a task waiting for some data to be processed indifferently picks up data from common buffers, thus introducing a high degree of non-determinism difficult to capture in a pure FIFO model (e.g., Kahn models).

It is a common practice to transform UML/SysML models to Timed Automata specifications, as explained in [18]. Based on this idea, we decided to enhance the AVATAR methodology of [18] to describe the software part of our application: the structure of the application is described with SysML block diagrams, and the behavior of each task is described with state machine diagrams. A software model, i.e. its structure and its behavior, can be transformed into a set of communicating timed automata.

An example of non-deterministic behavior is shown on the left side of Figure 2 where two SysML blocks communicate via a channel. Multi-writer multi-reader channels are intrinsically asynchronous, and thus part of their semantics can be

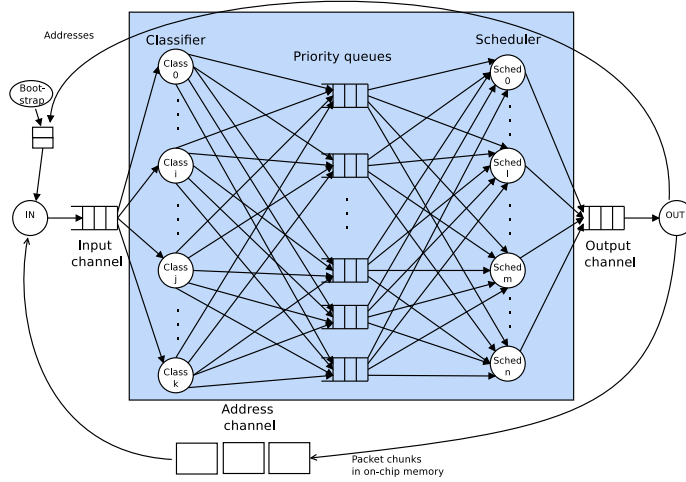


Fig. 1. Classification application task and communication graph

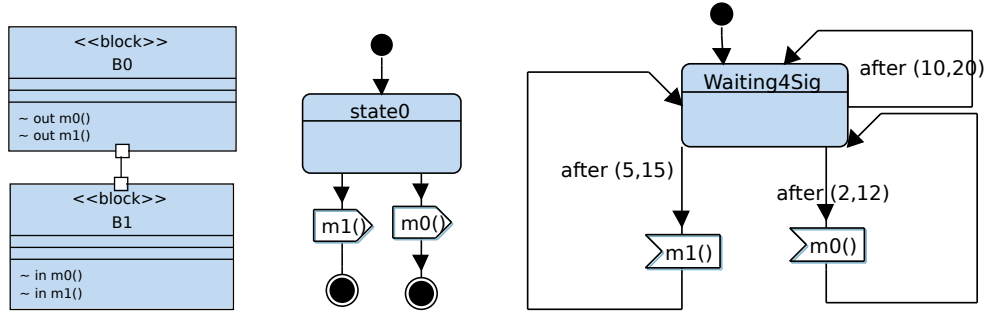


Fig. 2. Non-deterministic semantics

related to the semantics of AVATAR asynchronous channels. Avatar asynchronous channels are depicted with origin and termination ports filled in white. The right part of Figure 2 shows the state machine diagrams of blocks B_0 and B_1 , respectively. A non deterministic system is modeled. Indeed, B_0 can decide to send either m_0 or m_1 . B_1 waits for one of the two message, or after a given time without receiving one of the two ("after(10,20)"), it resets the waiting time of messages by taking the central transition from its main state.

V. CASE STUDY

The task and communication graph in Figure 1 features a massively parallel telecommunication application (i.e., a task farm application), where all

tasks of a stage n can read the data output by all tasks of stage $n - 1$. In this particular application, network packets are first cut into chunks of equal size by the input co-processor. Each packet chunk has a *descriptor* referencing the address of the next chunk. Overall, a chunk contains a 32-bit address, 11 bits to describe its *TotalSize*, 20 bits *date* for a time stamp, and a Boolean *internal* indicating if the packet is stored on-chip or off-chip, for a total of 64 bit (8 byte). Only these descriptors are sent through the channels: the packet chunks themselves are stored in on-chip or off-chip memory.

Tasks of the application are the following. A *bootstrap task* organizes the system start-up and fills the address channel with addresses generated from

the memory segment(s) where packet chunks are to be stored. The *input task* accepts addresses from a channel. It reads Ethernet encapsulated IP packets, cuts them into slots of equal size, and copies these slots to dedicated memory regions. A *classification task* reads one or several descriptors at a time and then retrieves the first chunk of the corresponding packet from memory (not shown in the Figure to preserve readability; any classification task can access to any chunk). The *scheduling task* reads the priority queues, then writes the descriptor to the output queue. Both classification and scheduling tasks use *try-read* primitives to get work whenever it is available and thus maximize performance. The *output task* constantly reads the output queue. Each time a slot is read, its liberated addresses are sent to the address channel for reuse.

A. Modeling

To model this application in AVATAR, we consider only the software tasks, thus ignoring the input and output coprocessors and the bootstrap task. The central part of Figure 1 displays what is contained in the AVATAR model.

Figure 3 shows the block diagram of the Telecommunication Application. The packet descriptor is modeled as a data type¹. The central channel, visible as a unique main channel in the SysML block diagram, contains in fact the three priority queues, modeled as AVATAR *signals*. Each priority queue (*high*, *medium*, *low*) is translated into a separate multi-writer multi-reader channel for the SoCLib platform.

Figure 4 shows on the left the state machine diagram of the classifier. It models the sending of a packet descriptor from the classifier to the priority queues. Depending on the priority, the packet is sent to queue *high*, *medium*, or *low*. To ensure non-determinism on the handling of data, several classification tasks are instantiated², and the *Waiting* state of classification tasks has several non deterministic transitions, i.e. a random data is selected

¹Currently, only int and Boolean data types are made explicit in the model, bit wise modeling is not yet possible.

²Three tasks are shown for space restrictions, but there can be any number of classification tasks, independently from the number of channels and from the number of packet priorities

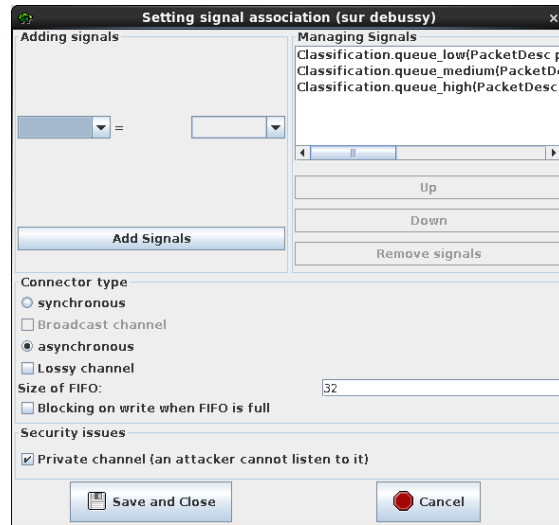


Fig. 5. Channel configuration window

among the possible channels having at least one data available. once a classification task has read a data, it proceeds i to one of the states *Low*, *Medium*, or *High* depending on the priority determined by the classification tasks. Finally, packets of the same priority are sent to the appropriate queue.

On the right we show the reception of packets stemming from any of the three priority queues by the scheduler task. Again, packets are read indifferently from all three queues and then dispatched in the *Dispatch* state to any of the available scheduler task (two scheduling tasks are instantiated in the example).

The channel type of the priority queues is *lossy*, an option available in AVATAR. This is necessary to model the fact that incoming packets can be thrown away if the channel is full. Figure 5 shows the configuration dialog window of a channel: the upper part of the window is dedicated to the interconnection of ports, with connected ports on the right, and non connected ports on the left. Options of channels are listed in the central part of the figure: *synchronous*, *asynchronous*, *channel depth* (here: 32 items), *blocking* or *non blocking*, *broadcast*, *lossy* and *privacy*.

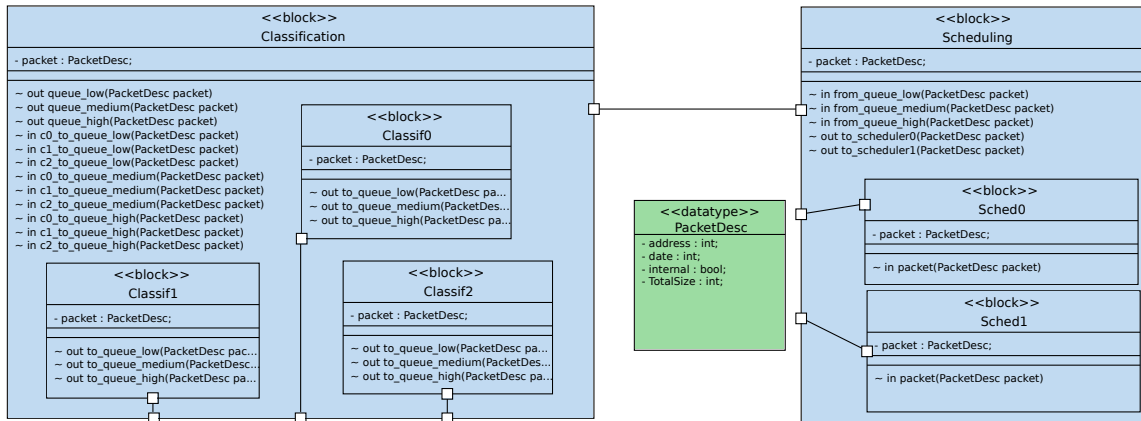


Fig. 3. Block Diagram of the software part of the classification application

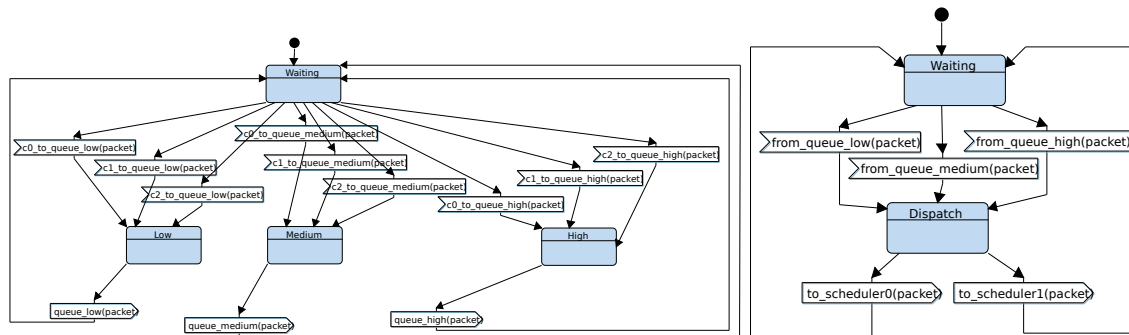


Fig. 4. State machine diagram of the classifier (left) and the scheduler (right) blocks

B. Mapping

Allocation of tasks and channels onto the target MPSoC is explicitly captured within *deployment diagrams*. These diagrams contains hardware nodes (e.g., CPUs and memory banks) that can be customized with several parameters such as cache associativity, memory size, ... Software tasks are mapped onto the execution nodes of the platform, and channels between tasks are mapped onto the memories. Timers and interrupts are hidden, and are automatically added to the prototyping model during the deployment diagram transformation to SoCLib.

Figure 6 shows the deployment diagram, where each block representing either a classifier or a scheduler is mapped onto a separate processor. The

six channels are mapped to Memory0. The other memory banks represents on-chip packet storage.

The target architecture is based on a *Virtual Generic Micro Network (VGMN)*, which behaves as two independent packet switched networks for commands and responses. The underlying simulation model of VGMN is cycle accurate bit accurate: it is based on SystemCASS [6]. The operating systems running on the processors is MutekH [4].

C. Experiments

For functional verification purpose, a C/POSIX code is first generated from software components only. As in former work, generated code is automatically enriched with backtracing information: this enables *UML sequence diagrams* displaying system

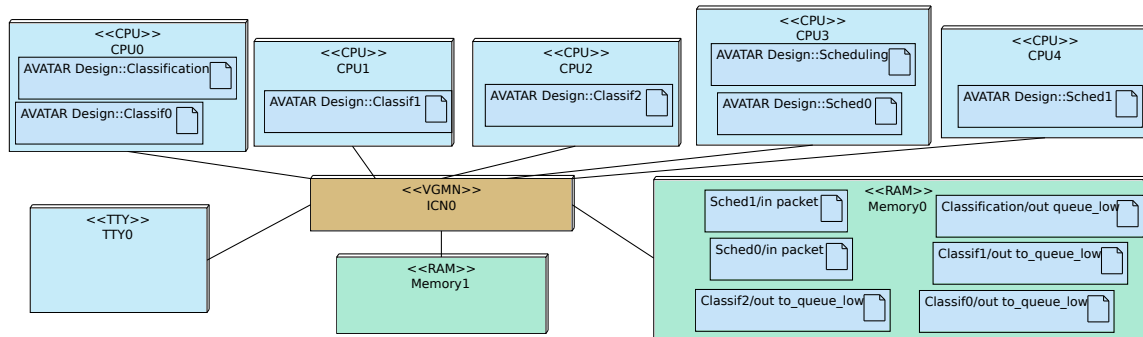


Fig. 6. Deployment Diagram of the classification application

execution to be shown while executing the system on the local host (or on a target).

For virtual prototyping purpose, hardware is described on CABA (Cycle/Bit Accurate) level, thus with high precision at the price of rather slow simulation. We furthermore make the following assumptions. Only one level of interconnect between hardware elements is considered, bounding the number of tasks and channels we can reasonably simulate to a few dozen. We perform experiments for three classifiers, three priority queues, and two schedulers.

Just like at the functional level, each SysML block is translated into on POSIX thread. Each threads is executed on one of the five *powerPC405* processors. In the scope of our application, the channel memory is a potential contention point; channels locks are other potential contention points.

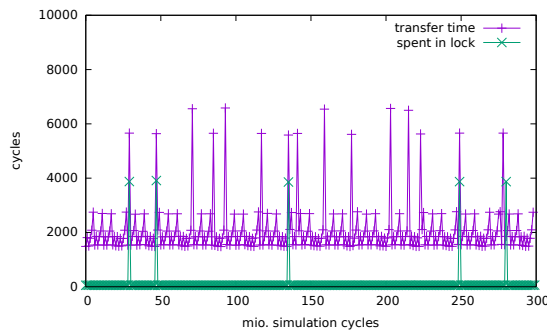


Fig. 7. Transfer latency in priority queues

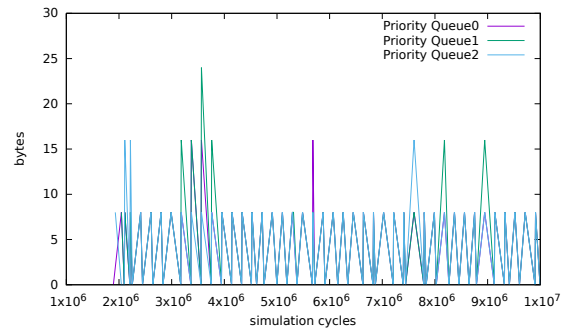


Fig. 8. Fill state of the priority queues

We plot the fill state of the three priority queues for the first millin simulation cycles (see Figure 8). The channels never overflow, a maximum of 3 descriptors (24 byte) are simultaneously present in a channel, most of the time the cchannels are near empty (0 or 1 descriptor). We can also determine the latency of a transfer through the priority queues in the course of time (Figure 7).

Previous work showed that transfer latency and channel fill state vary more strongly for clustered platforms. Buses, bridges and crossbars can be customized at SysML level. The corresponding SoCLib models will allow us to address NUMA architectures in the near future: these architectures are indeed expected to provide better latency results but also more variation in the fill state of the channels [10].

VI. CONCLUSION AND FUTURE WORK

This paper extends a UML/SysML virtual prototyping environment for embedded systems to SoCLib-based communication-bound platforms. A typical task farm case is used to explain modeling operators, the formal semantics and some preliminary performance results.

Parallel classification is known to suffer from several major performance impediments, such as overflow of the input channels for high throughput, which can only be revealed once input and output hardware accelerators with parametrizable throughput are available. We cannot yet model these effects as our current modeling approach limits to the *software* part of the application running on general purpose processors.

Also, we are working on a tool for better capturing latencies, and automatically evaluating them during the prototyping stage. That would enable to compare high-level simulation result - e.g., at partitioning - with results obtained with the cycle accurate bit accurate simulations, thus paving the way to design space exploration at different level of abstractions.

REFERENCES

- [1] SoCLib consortium. SoCLib: an open platform for virtual prototyping of multi-processors system on chip (webpage). In <http://www.soclib.fr>.
- [2] F. Balarin, Y. Watanabe, H. Hsieh, L. Lavagno, C. Passerone, and A. L. Sangiovanni-Vincentelli. Metropolis: An integrated electronic system design environment. *IEEE Computer*, 36(4):45–52, 2003.
- [3] G. Batori, Z. Theisz, and D. Asztalos. *Domain Specific Modeling Methodology for Reconfigurable Networked Systems*, pages 316–330. Springer, Berlin, Heidelberg, 2007.
- [4] A. Becoulet. Mutekh. <http://www.mutekh.org>.
- [5] J. Bengtsson and W. Yi. Timed automata: Semantics, algorithms and tools. In *Lecture Notes on Concurrency and Petri Nets*, pages 87–124. W. Reisig and G. Rozenberg (eds.), LNCS 3098, Springer-Verlag, 2004.
- [6] R. Buchmann and A. Greiner. A fully static scheduling approach for fast cycle accurate SystemC simulation of MPSoCs. In *Proc. ICEEC*, pages 35–39, Cairo, Egypt, Dec. 2007. IEEE.
- [7] M. Di Natale, F. Chirico, A. Sindico, and A. Sangiovanni-Vincentelli. An mda approach for the generation of communication adapters integrating sw and fw components from simulink. In *Int. Conf. on Model Driven Engineering Languages and Systems*, pages 353–369. Springer, 2014.
- [8] J. Eker, J. W. Janneck, E. A. Lee, J. Liu, X. Liu, J. Ludvig, S. Sachs, Y. Xiong, and S. Neuendorffer. Taming heterogeneity - the ptolemy approach. *Proceedings of the IEEE*, 91(1):127–144, 2003.
- [9] C. Erbas, S. Cerav-Erbas, and A. D. Pimentel. Multiobjective optimization and evolutionary algorithms for the application mapping problem in multiprocessor system-on-chip design. *IEEE Trans. on Evolutionary Comp.*, 10(3):358–374, 2006.
- [10] Etienne Faure. *Communications matérielles-logicielles dans les systèmes sur puce orientés télécommunications (HW/SW communications in telecommunication oriented MPSoC)*. PhD thesis, UPMC, 2007.
- [11] A. Gamatié, S. L. Beux, É. Piel, R. B. Atillah, A. Etien, P. Marquet, and J.-L. Dekeyser. A model-driven design framework for massively parallel embedded systems. *ACM TECS*, 10(4):39, 2011.
- [12] D. Genius and L. Apvrille. Virtual yet precise prototyping : An automotive case study. In *ERTSS'2016*, Toulouse, Jan. 2016.
- [13] D. Genius, E. Faure, and N. Pouillon. Mapping a telecommunication application on a multiprocessor system-on-chip. In G. Gogniat, D. Milojevic, and A. M. A. A. Erdogan, editors, *Algorithm-Architecture Matching for Signal and Image Processing*, chapter 1, pages 53–77. Springer LNEE vol. 73, Nov. 2011.
- [14] D. Genius, L. Li, and L. Apvrille. Model-Driven Performance Evaluation and Formal Verification for Multi-level Embedded System Design. In *5th International Conference on Model-Driven Engineering and Software Development*, Porto, Portugal, Feb. 2017. INSTICC.
- [15] K. Goossens, B. Vermeulen, and A. B. Nejad. A high-level debug environment for communication-centric debug. In *Proceedings of the Conference on Design, Automation and Test in Europe*, pages 202–207. European Design and Automation Association, 2009.
- [16] G. Kahn. The semantics of a simple language for parallel programming. In J. L. Rosenfeld, editor, *Information Processing '74: IFIP Congress*, pages 471–475. North-Holland, New York, NY, 1974.
- [17] P. Lieverse, P. van der Wolf, K. A. Vissers, and E. F. Deprettere. A methodology for architecture exploration of heterogeneous signal processing systems. *VLSI Signal Processing*, 29(3):197–207, 2001.
- [18] G. Pedroza, D. Knorreck, and L. Apvrille. AVATAR: A SysML environment for the formal verification of safety and security properties. In *The 11th IEEE Conference on Distributed Systems and New Technologies (NOTERE'2011)*, Paris, France, May 2011.
- [19] A. D. Pimentel, L. O. Hertzberger, P. Lieverse, P. van der Wolf, and E. F. Deprettere. Exploring embedded-systems architectures with artemis. *IEEE Computer*, 34(11):57–63, 2001.
- [20] Sodius Corporation. MDGen for SystemC. <http://sodius.com/products-overview/systemc>.
- [21] J. Vidal, F. de Lamotte, G. Gogniat, P. Soulard, and J.-P. Diguët. A co-design approach for embedded system modeling and code generation with UML and MARTE. In *DATE'09*, pages 226–231, April 2009.
- [22] VSI Alliance. Virtual Component Interface Standard (OCB 2 2.0). Technical report, Aug. 2000.